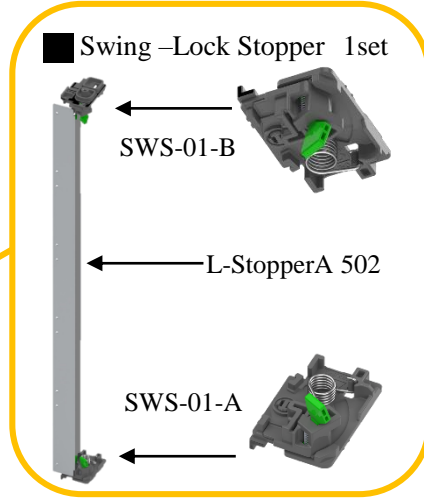






Swing-Lock Stopper PAT.P


NIX, INC.



- ▶ Instead of a Spring stopper bar, with a new stopper could prevents PCB boards from falling and does not require removal, improve work efficiency.
- ▶ Comes with two Auto-Lock mechanisms (Top and Bottom) for safety.
- ▶ Can be installed to current R25. When current model is 4C version, Swing-Lock Stopper can be used after remove the two guide channels.



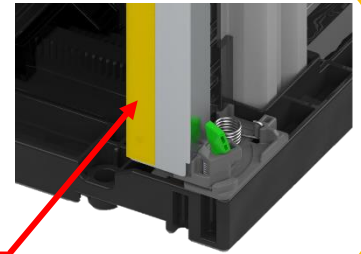
Opened with Spring
*Turn the L-Stopper to close the stopper.



Closed with Lock function
*Push the Top and Bottom levers at the same time to open the stopper.

● Option
EdgeCover100

Edge protection and Identification when the stopper is Open/Closed



Product name	Swing-Lock Stopper		Option
Product diagram	<p>SWS-01-A SWS-01-B</p>		<p>EdgeCover100-Yel EdgeCover100-Blu</p>
Model number	SWS-01-A/B(with screws)	L-StopperA 502	EdgeCover100-000
Material	Antistatic POM	SUS	Antistatic POM
Applicable of Nikko-Rack	R25, N25, SR25(Except 4C, With Slot Stopper, With Slot Cover)		
Remarks	<p>•Swing-Lock Stopper Consist of: 1. SWS-01-A x 1pc, 2. SWS-01-B x 1pc, 3. L-StopperA 502 x 1pc.</p> <p>•L-StopperA can be customized to accommodate Low Height Magazine Rack and Magazine Rack with Slot stoppers.</p> <p>Please contact us for further information.</p>		<p>Length 100mm</p> <p>*5 pcs are available to attach for each Swing-Lock Stopper.</p>

*SPQ=10 sets

*Please note that the information contained herein is subject to change due to improvements, etc.

NIX, INC.

2-23-3 Nishi-Hashimoto, Midori-ku, Sagami-hara, Kanagawa 252-0131, Japan

Tel: +81-42-779-9129 Fax +81-42-773-9963